

COURSE EVALUATION REPORTING

Drew University
Drew Home

Instructor Menu
Log out

ENGL 374 Section 001

Fall 2013

Adv Literary Studies: Seminar

Instructor: Edmond Chang

Number of Students in the course: 9

Number of Students Responding to the Survey: 9

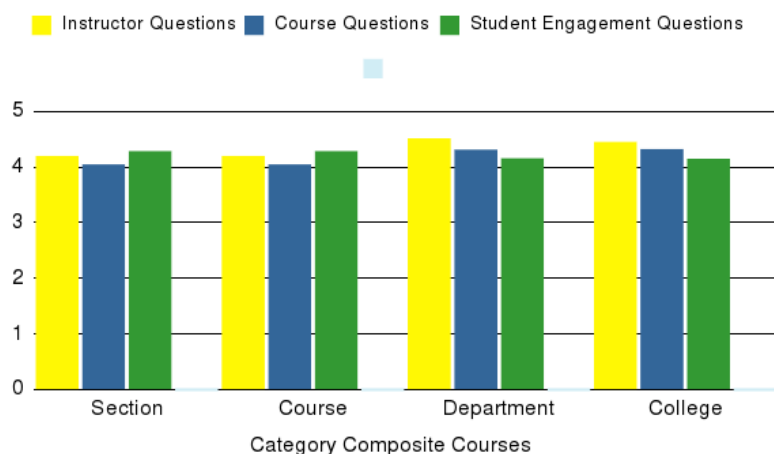
Course Evaluation Report

The On-line Course Evaluation Form consists of three sections:

- Section 1 Questions about the Course;
- Section 2 Contributions to Learning Objectives;
- Section 3 Questions about the Instructor;
- Section 4 Student engagement.

The results of Sections 1, 3 and 4 are shared with the instructor, the department chairperson and the Committee on Faculty. The results of Section 2 are shared with the instructor, with the department chairperson and with the Curriculum and Academic Policy Committee, but not with the Committee on Faculty. The intent of the questions in this section is to enable the College and departments to understand where in the curriculum various learning goals are being met. The intent of these questions is not the evaluation of individual faculty members.

Summary Averages



I. Questions about the Course

Higher scores indicate a more favorable evaluation of the course.

Question:						Section			Course			Department			College		
	1	2	3	4	5	Mean	Median	SD	Mean	Median	SD	Mean	Median	SD	Mean	Median	SD
1) In this course I learned	0	1	0	5	3	4.11	4.00	0.87	4.11	4.00	0.00	4.18	4.00	0.53	4.26	4.00	0.49
2) Course sequence	1	0	0	4	4	4.11	4.00	1.20	4.11	4.00	0.00	4.46	5.00	0.53	4.40	5.00	0.42
3) Course pace	0	1	1	4	3	4.00	4.00	0.94	4.00	4.00	0.00	4.40	5.00	0.50	4.32	5.00	0.46
4) Syllabus	0	0	3	1	5	4.22	5.00	0.92	4.22	5.00	0.00	4.46	5.00	0.58	4.47	5.00	0.44
5) Best work	0	1	1	4	3	4.00	4.00	0.94	4.00	4.00	0.00	4.38	5.00	0.45	4.45	5.00	0.43
6) Assigned outside work	0	1	2	3	3	3.89	4.00	0.99	3.89	4.00	0.00	4.05	4.00	0.61	4.09	4.00	0.53
Course Questions 1-6 Summary						4.06	4.00	0.99	4.06	4.00	0.00	4.32	5.00	0.49	4.33	5.00	0.38

						Section	Course	Department	College
--	--	--	--	--	--	---------	--------	------------	---------

Question:	1	2	3	4	5	Mean	Median	SD	Mean	Median	SD	Mean	Median	SD	Mean	Median	SD
7) Initial attitude	0	2	2	2	3	3.67	4.00	1.15	3.67	4.00	0.00	4.13	4.00	0.44	3.99	4.00	0.55
8) Current attitude	1	0	2	3	3	3.78	4.00	1.23	3.78	4.00	0.00	4.24	5.00	0.69	4.13	4.00	0.60

Student change in attitude was computed by subtracting the initial attitude toward the course from the current attitude. Thus a positive value reflects an improved attitude toward the course and a negative value reflects a worsened attitude toward the course. A zero value reflects no change in attitude.

Change in attitude	Mean	Median	SD
Section	0.11	0.00	1.37
Course	0.11	0.00	0.00
Department	0.11	0.00	0.66
College	0.14	0.00	0.60

Change in Attitude	Count
-3	1
-1	1
0	3
1	3
2	1

Click [here](#) to see comments on this section.

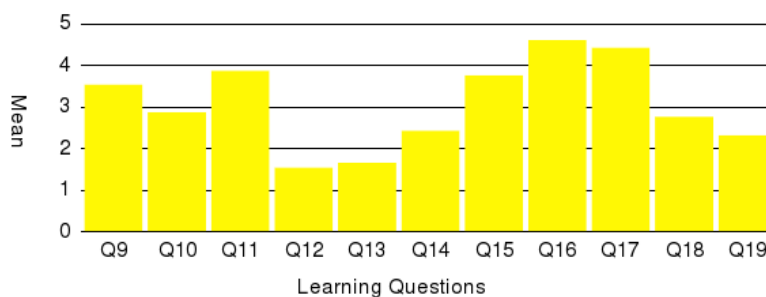
II. Contribution of the Course to Learning Objectives

Higher scores indicate that students reported greater learning on that objective.

It is not expected that a course will contribute to every learning objective.

Contribution to:						Section			Course			Department			College		
	1	2	3	4	5	Mean	Median	SD	Mean	Median	SD	Mean	Median	SD	Mean	Median	SD
9) Writing	0	0	5	3	1	3.56	3.00	0.68	3.56	3.00	0.00	4.23	4.00	0.48	3.68	4.00	0.91
10) Speaking	2	0	5	1	1	2.89	3.00	1.20	2.89	3.00	0.00	3.71	4.00	0.65	3.43	4.00	0.83
11) Critical Thinking	1	0	1	4	3	3.89	4.00	1.20	3.89	4.00	0.00	4.15	4.00	0.58	3.94	4.00	0.68
12) Quantitative	6	2	0	1	0	1.56	1.00	0.96	1.56	1.00	0.00	2.02	1.00	0.57	2.81	3.00	1.07
13) Computing	5	3	0	1	0	1.67	1.00	0.94	1.67	1.00	0.00	2.45	2.00	0.72	2.78	3.00	0.95
14) Work with Others	1	4	3	1	0	2.44	2.00	0.83	2.44	2.00	0.00	3.11	3.00	0.81	3.32	4.00	0.93
15) Learn Independently	0	1	2	4	2	3.78	4.00	0.92	3.78	4.00	0.00	3.96	4.00	0.53	4.01	4.00	0.52
16) Diverse World	0	0	0	3	5	4.62	5.00	0.48	4.62	5.00	0.00	3.88	4.00	0.74	3.79	4.00	0.83
17) Real World	0	0	1	3	5	4.44	5.00	0.68	4.44	5.00	0.00	3.59	4.00	0.78	3.77	4.00	0.84
18) Values/Ethics	3	1	1	3	1	2.78	3.00	1.47	2.78	3.00	0.00	3.19	3.00	0.78	3.22	3.00	0.88
19) Creative	4	1	2	1	1	2.33	2.00	1.41	2.33	2.00	0.00	3.74	4.00	0.75	3.32	4.00	0.84

Learning Objectives Questions Summary



Click [here](#) to see comments on this section.

III. Questions about the Instructor

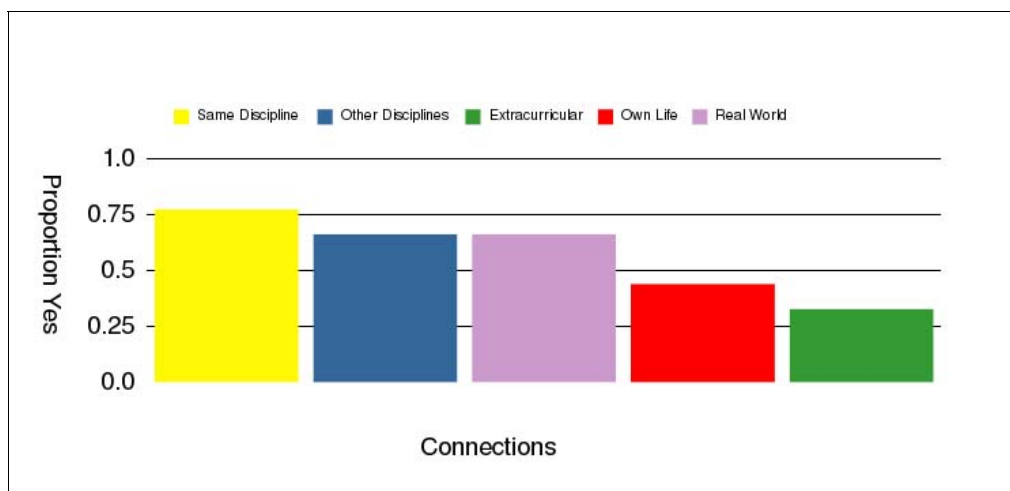
Higher scores indicate a more favorable evaluation of the instructor.

						Section			Course			Department			College		
	1	2	3	4	5	Mean	Median	SD	Mean	Median	SD	Mean	Median	SD	Mean	Median	SD
The Instructor:																	
21) Added to Understanding	0	0	2	3	4	4.22	4.00	0.79	4.22	4.00	0.00	4.31	5.00	0.61	4.31	5.00	0.50
22) Grading Fair	0	1	0	3	5	4.33	5.00	0.94	4.33	5.00	0.00	4.54	5.00	0.46	4.52	5.00	0.42
23) Clear Explanations	0	1	1	2	5	4.22	5.00	1.03	4.22	5.00	0.00	4.37	5.00	0.57	4.39	5.00	0.47
24) Ask Questions	0	2	0	2	5	4.11	5.00	1.20	4.11	5.00	0.00	4.70	5.00	0.44	4.63	5.00	0.37
25) Interested	1	1	1	1	5	3.89	5.00	1.45	3.89	5.00	0.00	4.59	5.00	0.49	4.55	5.00	0.48
26) Prompt Feedback	0	1	0	3	5	4.33	5.00	0.94	4.33	5.00	0.00	4.58	5.00	0.32	4.44	5.00	0.44
27) Constructive Feedback	0	1	2	1	5	4.11	5.00	1.10	4.11	5.00	0.00	4.67	5.00	0.37	4.47	5.00	0.46
28) Available	0	0	0	1	8	4.89	5.00	0.31	4.89	5.00	0.00	4.65	5.00	0.56	4.54	5.00	0.47
29) Recommend	1	1	0	4	3	3.78	4.00	1.31	3.78	4.00	0.00	4.31	5.00	0.77	4.32	5.00	0.62
Instructor Questions Summary						4.21	5.00	1.10	4.21	5.00	0.00	4.52	5.00	0.45	4.46	5.00	0.40

	Never	1-2 times	3-4 times	5-6 times	7 or more	Don't know
30) How often did instructor cancel class:	9	0	0	0	0	0

Click [here](#) to see comments on this section.

20) The instructor fostered making connections with:



Other responses to Question 20:

IV. Student Engagement in the Course

Higher scores indicate greater reported student engagement.

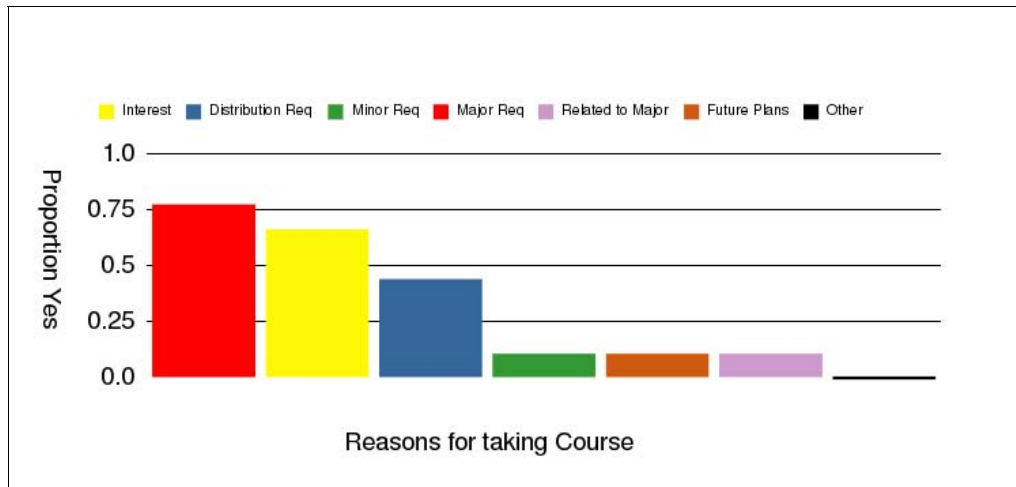
						Section			Course			Department			College		
	1	2	3	4	5	Mean	Median	SD	Mean	Median	SD	Mean	Median	SD	Mean	Median	SD
Student Engagement:																	
34) Outside of class	0	1	1	5	2	3.89	4.00	0.87	3.89	4.00	0.00	3.72	4.00	0.52	3.57	4.00	0.62
35) Unprepared	0	0	0	5	4	4.44	4.00	0.50	4.44	4.00	0.00	4.52	5.00	0.27	4.58	5.00	0.27
36) Attendance	0	0	0	4	5	4.56	5.00	0.50	4.56	5.00	0.00	4.27	4.00	0.29	4.32	4.00	0.34
Student Engagement Questions Summary						4.30	4.00	0.71	4.30	4.00	0.00	4.17	4.00	0.23	4.16	4.00	0.29

Summary

	Section			Course			Department			College		
	Mean	Median	SD	Mean	Median	SD	Mean	Median	SD	Mean	Median	SD
33) Hours Studying	8.56	8.00	2.36	8.56	8.00	0.00	6.37	5.00	3.25	5.74	5.00	3.68

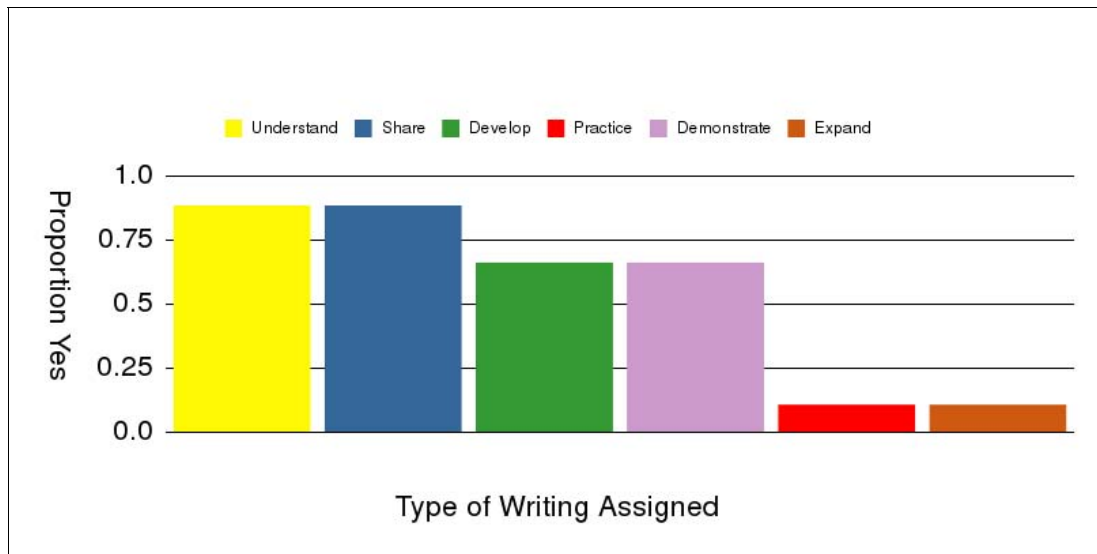
	A	B	C	D	U	Section			Course			Department			College		
						Mean	Median	SD	Mean	Median	SD	Mean	Median	SD	Mean	Median	SD
37) Expected Grade	1	3	0	0	0	3.25	3.00	0.43	3.25	3.00	0.00	3.29	3.00	0.44	3.35	3.00	0.42

31) My reasons for taking the course were:



Other responses to Question 31:

32) Kinds of writing assigned in the course:



Other responses to Question 32:

Comments on Questions about the Course section:

- [4] It seemed as though his opinion was the only one that could be considered right. It came off as arrogance. It was rather off-putting.

Comments on Learning Objectives section:

Comments on Questions about the Instructor section:

- [6] I don't think I had any graded assignments returned to me in this class...I got feedback on my proposal/draft of the seminar paper, but an assessment of the presentations we did would have been good so I'd know where I stand.

Final open-ended comments:

- [1] Since Ed is a new professor at Drew I didn't know what to expect(I was one of the people who was in the mock class when Ed applied to be a professor). Personally, I thought that the class proceeded in a rational manner and Ed made the seminar informal which I think threw some people off initially. But, as the semester progressed, it seemed everyone became more comfortable with it and rolled with it. In short, I think Ed is a great professor
- [2] Professor, I think instead of just one paper at the end of the semester I think you should include response papers every 2-3 weeks, just to make sure students are understanding/interacting with the material. I also like the moodle post idea but perhaps instead of asking us to post stuff, include a question for the week or something- like you eventually did. I think the presentations should also focus more on the book- to ensure that students get the queer stuff in there, otherwise everything about the class was fine. :)
- [6] Having to post on the blog so regularly got overwhelming sometimes, so at the beginning of the semester we posted a lot of random things (buzzfeed). Maybe having students only respond to the critical questions, and having a set number of needed responses (like, 10 out of the 15 semester weeks?) would be good and could let the students focus more on the responses they do post?
- [8] Many times I felt intimidated to speak up in class even though the professor looked for participation. Professor often made me feel that I was under-qualified to be in the course. It's discouraging at times.
- [9] Professor Chang was incredibly helpful when it came to any concerns I had with assignments and course materials. He always encouraged me to share my thoughts and perspectives in class discussion more often. This class was also very well organized, and it was really great to know exactly what we needed to be doing for each assignment.

Export data to CSV

Instructor Menu